

Based on the book *The Stinky Cheese Man* by John Scieszka and the work from the collection, we will create our own alternate fairy tale! Start by thinking about one of your favorite fairy tales, then mix it up and write the story from someone else's perspective. Think stinky cheese man instead of gingerbread man or Jack and the Beanstalk as told by the giant! Get creative and challenge yourself to be both author and illustrator.

For more information about this artwork click [here](#).

Joseph Jane Winfred Spenceley, Bookplate of Sherrill Knowles, 1906. Ink on paper. 3 7/16 in. x 2 9/16 in.  
Gift of Arnold Cogswell.

**Activity:** Create your own alternative fairy tale

**Materials:**

- Story template for beginning, middle and end (attached at end of lesson plan)
- Coloring materials
- Something to write your story with (pencil or pen)

**Directions:**


- Print out the pages attached for the beginning, middle and end of the story.
- Think about your favorite fairy tale and a way that you can tell the story in a different way.
  - Will the main character be different? Will you tell the story from a different point of view?
- Write your story, beginning, middle and end on the lines of your pages; it's ok if it is longer or shorter.
- Draw the pictures that illustrate your story in the provided space. Maybe you will add decorative borders or details around your whole page.

**Tips:**

- Get creative with your story and think about the kind of fairy tale you would want to hear!
- If it's helpful to you, you can start with your pictures and then write your text.
- Have fun and make sure to share your story with friends!

Share your creations with us on Social Media!


Follow us @[curriermuseum](#) on Instagram and follow us on [Facebook](#). [#MuseumFromHome](#) [#CMA](#)  
[#CurrierMuseumOfArt](#) [#CurrierMuseum](#) [#MuseumAtHome](#) [#KeepMakingArt](#)



Share your creations with us on Social Media!

Follow us @[curriermuseum](#) on Instagram and follow us on [Facebook](#). [#MuseumFromHome](#) [#CMA](#)  
[#CurrierMuseumOfArt](#) [#CurrierMuseum](#) [#MuseumAtHome](#) [#KeepMakingArt](#)

## Beginning




---

---

---

---

## Middle



---

---

---

---

End

