



David Lamb, *New Hampshire Secretary*, 2020, birch and birch veneer, poplar and pine secondary woods, The Ed and Mary Scheier Acquisition Fund.

Furniture maker David Lamb was born in 1958 in Laconia, New Hampshire. Raised in Canterbury, New Hampshire, at the Canterbury Shaker Village, Lamb enjoyed an early familiarity with the Shaker tradition. In 1975 he began his training in furniture making as an apprentice to European master Alejandro de la Cruz. Lamb has won numerous design awards and has been featured in countless publications, such as the *Wall Street Journal*, *New York Times*, and *New Hampshire Home*.

In this piece, Lamb combines wood native to the area to create unique patterns and to carve ornate details. Now it's your turn to design a piece of furniture!

**Activity:** Design a piece of furniture

**Materials:**


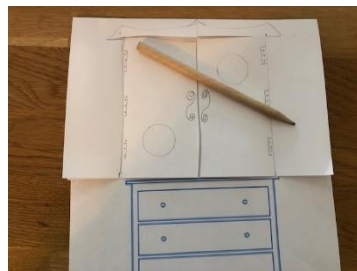



- Paper
- Print out of outline provided below
- Scissors
- Pencil
- Colored pencils
- Glue

Share your creations with us on Social Media!

Follow us @[curriermuseum](#) on Instagram and follow us on [Facebook](#). [#MuseumFromHome](#)  
[#CMA](#) [#CurrierMuseumOfArt](#) [#CurrierMuseum](#) #MuseumAtHome #KeepMakingArt

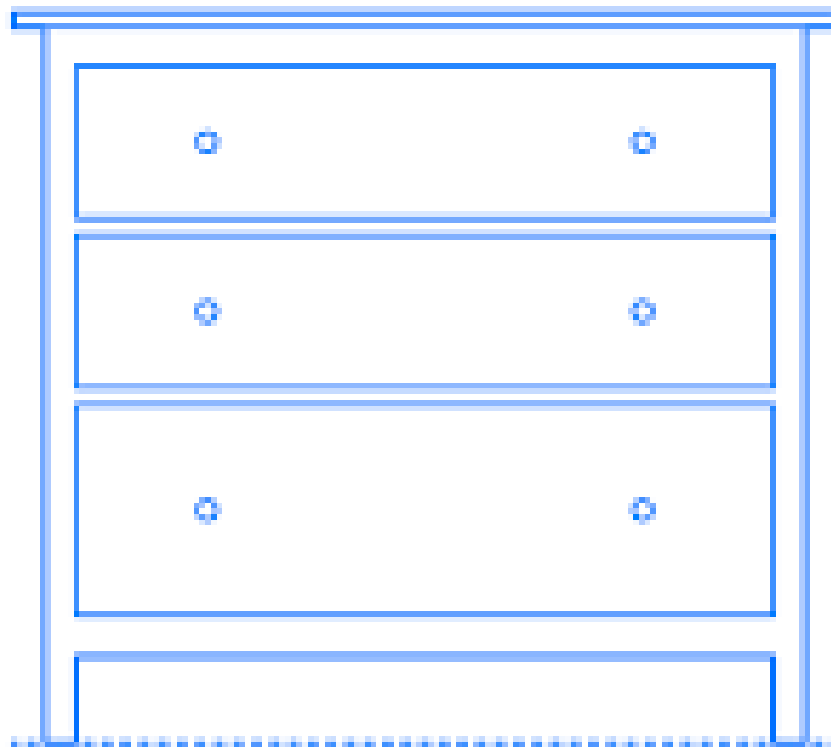
**Directions:**

- Print template on last page.
- Take plain piece of printer paper and fold in half horizontally.
- Line folded paper on top of template drawing. Mark where you want doors to hinge.
- Fold half paper in half again but this time vertically then reopen completely.
- Cut along the vertical line stopping at top of your doors and cutting across horizontally, both to left and right, stopping at mark you made.
- Begin drawing design elements such as hinges, handles and decorative details on outside of doors.
- Open and do the same on inside.
- Outline your lines in black pen and then add in color if you want. *Markers are not recommended as they show through the paper.*



Share your creations with us on Social Media!

Follow us @[curriermuseum](#) on Instagram and follow us on [Facebook](#). [#MuseumFromHome](#)  
[#CMA](#) [#CurrierMuseumOfArt](#) [#CurrierMuseum](#) [#MuseumAtHome](#) [#KeepMakingArt](#)



Share your creations with us on Social Media!

Follow us [@curriermuseum](#) on Instagram and follow us on [Facebook](#). [#MuseumFromHome](#)  
[#CMA](#) [#CurrierMuseumOfArt](#) [#CurrierMuseum](#) #MuseumAtHome #KeepMakingArt