



Based on the work of artist Richard Haynes, we will use oil pastels, a ruler and tape to create our very own stylized drawing!

Richard has been a friend of the museum for a long time and has a new show, *Whispering Quilts*, on display at the Currier. *Whispering Quilts* is a series of works that tells the story of an enslaved family's dangerous journey along the Underground Railroad, from a state of bondage on a southern plantation to freedom in Canada. The narrative of hope, struggle, and freedom is based on historic accounts of enslavement and escape. The scenes are intertwined with traditional quilting patterns to create dynamic and colorful compositions. The artist uses bright colors to suggest the hope and joy that can be found in even the most horrific situations. For more information about this artwork click [here](#).

Richard Haynes, *Monkey Wrench*, 2003. Caran d'Ache on paper. Courtesy of the artist.

**Activity:** Richard Haynes inspired oil pastel drawing

**Materials:**

- Paper
- Oil Pastels
- Pencil
- Eraser
- Ruler
- Masking Tape

**Directions:**




- Draw a silhouette on your paper lightly with a pencil. Haynes draws inspiration from people, so maybe you will choose to draw a silhouette of a person but it can be anything you want.
- Next use your ruler to create lines across your image, perhaps you will create a shape similar to what Haynes used in *Monkey Wrench* or create a different shape that has meaning to you.
- Use your masking tape along straight lines to make sure that you have crisp edges.
- Fill in all of your shapes with oil pastel, try to make sure that no same colors are touching each other. Maybe you will make your piece monochromatic, or maybe you will use contrasting colors to add extra dimension to your piece.

**Tips:**

- Try to think about where you will place your colors before you begin, so you are planning how your shapes will get along.
- Use this style to create different shapes, maybe with the silhouette of your favorite animal and see how much fun you can have making these colorful images.

Share your creations with us on Social Media!

Follow us @[curriermuseum](#) on Instagram and follow us on [Facebook](#). [#MuseumFromHome](#)  
[#CMA](#) [#CurrierMuseumOfArt](#) [#CurrierMuseum](#) #MuseumAtHome #KeepMakingArt



Share your creations with us on Social Media!

Follow us @[curriermuseum](#) on Instagram and follow us on [Facebook](#). [#MuseumFromHome](#)  
[#CMA](#) [#CurrierMuseumOfArt](#) [#CurrierMuseum](#) #MuseumAtHome #KeepMakingArt