



Pablo Picasso, *Woman Seated in Chair*, 1941. Oil on canvas, 51 in. x 38 in.

Pablo Picasso often created portraits of friends, like photographer Dora Maar, who was the model for this painting. Picasso is known for his use of lines and geometric shapes to create abstracted portraits and is considered the father of Cubism - a style of art which aims to show all possible viewpoints of a person or an object at once.

- How many sides of the figure in this painting can you see?
- How would you describe the room that this female figure is in?
- How do you think she is feeling?

When this painting was made, Picasso was living in Nazi-occupied Paris. His work was not appreciated by Hitler and the Gestapo, so Picasso spent much of his time confined to his studio painting and writing poetry.

For more information about this artwork click [here](#).

**Activity:** Picasso-inspired portrait

**Materials:**

- Paper, pencil and eraser
- Markers, paints, colored pencils (or any media you have)
- Ruler

**Directions:**




- Use your pencil and ruler to separate your paper into shapes, using at least 4 lines. Your lines do not have to touch, keep in mind that you will be placing a face within the shapes you create.
- Next add shapes (triangles, squares, circles, etc.) to different places on your drawing to create your facial features, such as eyes, nose, ears,
- Trace your pencil lines with a black marker (or sharpie), and then erase your pencil lines.
- Use markers or paint to color in your shapes.

**Tips:**

- Try to think about where you are placing your colors, allow yourself to be inspired by your colors and remember that you may not want the same color to touch.
- Keep in mind color theory! Try to balance warm and cool colors.

Share your creations with us on Social Media!

Follow us @[curriermuseum](#) on Instagram and follow us on [Facebook](#). [#MuseumFromHome](#)  
[#CMA](#) [#CurrierMuseumOfArt](#) [#CurrierMuseum](#) [#MuseumAtHome](#) [#KeepMakingArt](#)



Share your creations with us on Social Media!  
Follow us @[curriermuseum](#) on Instagram and follow us on [Facebook](#). [#MuseumFromHome](#)  
[#CMA](#) [#CurrierMuseumOfArt](#) [#CurrierMuseum](#) [#MuseumAtHome](#) [#KeepMakingArt](#)