



The museum has many staff and volunteers who work hard to make exhibitions happen. Curators play a big role in this by researching art and making recommendations about what the museum should put on display for the public. They know a lot about artists! Once art is brought to the museum, a preparator, person employed by a museum to design galleries and art installations, puts the work on the wall.

This activity invites you to be curator, preparator, and artist. You will get to make the art, decide how it should be displayed, and then hang it.

**Activity:** Make a mini-art museum

**Materials:**

- Cardstock or thick paper
- Paper
- Scissors
- Glue
- Coloring material such as colored pencils, crayons or markers
- Model Magic or clay. (don't have those, no problem! Use materials in your recycle bin or from around your house)




**Directions:**

1. To make your walls, fold the cardstock horizontally then open up and fold vertically. Open again and cut from the bottom center to the middle of the paper. Don't cut the whole paper in half! You should now have two bottom halves.
2. Fold one bottom half over the other bottom piece and glue together. This creates the corner of your museum.
3. Cut squares of white paper that will fit on your "museum" walls.
4. These squares are going to become the art. If you want your piece to have a frame, then draw that first. Then draw and color in your mini-art. Will it be a landscape, portrait or an abstract work?
5. Create sculpture using Play Dough, Model Magic or recycled materials. Will your sculpture sit on your museum floor or on a pedestal?
6. Name your museum and give a friend or family member a tour.

Want more? Write a label for each piece of art in your museum. Add different rooms by repeating the project above.

Share your creations with us on Social Media!

Follow us @[curriermuseum](#) on Instagram and follow us on [Facebook](#). [#MuseumFromHome](#)  
[#CMA](#) [#CurrierMuseumOfArt](#) [#CurrierMuseum](#) #MuseumAtHome #KeepMakingArt



Share your creations with us on Social Media!

Follow us @curriermuseum on Instagram and follow us on [Facebook](#). [#MuseumFromHome](#)  
[#CMA](#) [#CurrierMuseumOfArt](#) [#CurrierMuseum](#) [#MuseumAtHome](#) [#KeepMakingArt](#)